




DOWNFLEX[®]

DUAL PURPOSE WORKBENCH & EXTRACTION TABLES



LINCOLN[®]
ELECTRIC

**Automation
Solutions**



DOWNFLEX®

DUAL PURPOSE WORKBENCH & EXTRACTION TABLES



DOWNFLEX 100-NF

This model is offered for customers that require a rugged downdraft table design, but prefer to add their own customized extraction system. (No filtration, fan or electrical controls supplied. Some assemble is required.)



Adjustable Height

DOWNFLEX DOWNDRAFT TABLES

The DownFlex table is a compact table that can be placed in multiple locations around a welding shop. It combines a workbench and extraction unit design specifically for the removal of welding fume. The DownFlex table can be used to remove particulate and dust from metal grinding applications, as well as fume and particulate from light duty plasma arc cutting applications, making the table a safe and effective workplace.

THE DOWNFLEX DOWNDRAFT TABLE IS IDEALLY USED FOR:

- ▶ Welding
- ▶ Plasma Cutting
- ▶ Grinding¹

(1) Not suitable for grinding Aluminum, Magnesium, or other explosive materials




DOWNFLEX 200-M AND 400-MS/A TABLES

1. Highly efficient welding, grinding and plasma cutting backdraft panel (80% backdraft/20% downdraft).
2. Work table size: 53.8 x 29.5 in (1366 x 750 mm).
Work load: 440 lbs. (200 kg), 330 lbs. (150 kg) with wheel kit installed.
3. Locking front doors.
4. Powerful Extraction Motor (1750 CFM).
5. Dual LongLife filters with 560 ft² (52 m²) of total surface area.
6. Pull out drawers for easy cleaning.
7. Hinged/removable side panels for larger parts.

RECOMMENDED ACCESSORIES

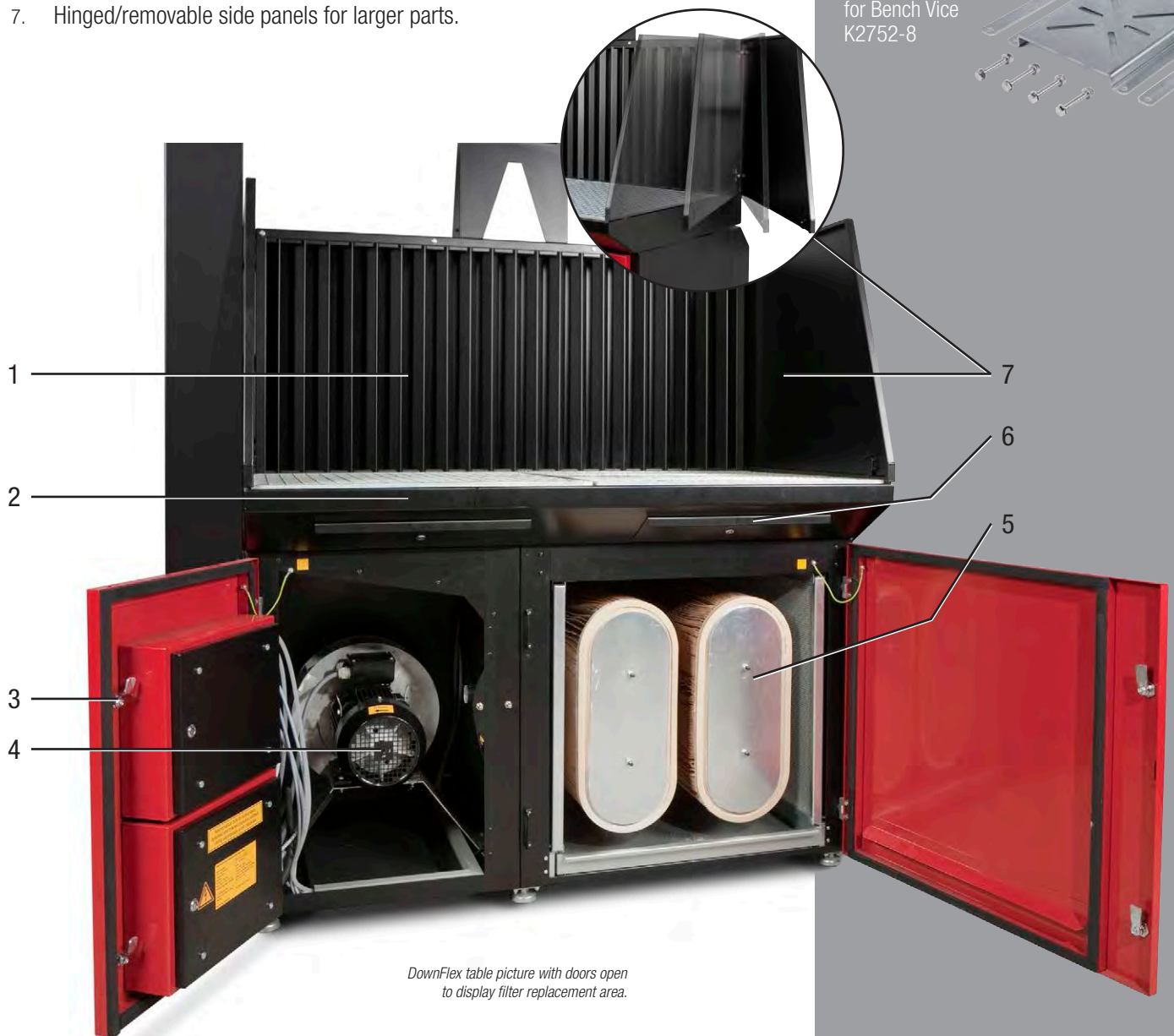
General Options

Working Light Kit
K2752-3



Plasma Cutting
Work Grid
K2752-2

Mounting Bracket
for Bench Vice
K2752-8



*DownFlex table picture with doors open
to display filter replacement area.*

FEATURES OF THE DOWNFLEX 200-M AND 400-MS/A TABLES:

- ▶ **Three Stage Spark Arrestor System:** Captures hot particulate before it can get into the filter chamber.
- ▶ **Strong Backdraft (80%) and Downdraft (20%) Extraction Capacity:** Ideal for welding, grinding⁽¹⁾, and light duty plasma cutting.
- ▶ **Easy Maintenance:** All controls and doors are located on the front for complete access to filters and collection draws.

- ▶ **UL® and CSA Approved**



BENEFITS OF THE DOWNFLEX 200-M AND 400-MS/A TABLES:

- ▶ **Clean work environment:** Removing welding fumes at the source.
- ▶ **Filter size:** Efficient large filter surface and long filter lifespan.
- ▶ **Low noise level:** Options down to 60 db(A).

DOWNFLEX 200-M AND 400-MS/A TECHNICAL DATA:

- ▶ **Filter Type:** Cellulose/Polyester Fiber Filter
 - DownFlex 200-M: Disposable filter for light to medium applications.
 - DownFlex 400-MS/A: Automatic self-cleaning controls and disposable filter for medium to heavy applications. (Requires 72-115 psi compressed air)
- ▶ **Filter Size:** 560 ft² (52 m²)
- ▶ **Input Power (Voltage/Phase/Hertz):** 208/230/460/3/60
- ▶ **Input Current:** 11/10/5A
- ▶ **Dimensions - H x W x D:** 36.2 x 54.3 x 39.4 in (920 x 1380 x 1005 mm)

- ▶ **Net Weight lbs. (kg):**
 - DownFlex 200-M: 540 (245)
 - DownFlex 400-MS/A: 562 (255)
- ▶ **Product Number**
 - DownFlex 200-M: K2751-2
 - DownFlex 400-MS/A: K2751-3
- ▶ **Processes:** Stick, TIG, MIG, Flux-Cored, Plasma Cutting, Grinding⁽¹⁾

DOWNFLEX® 100-NF TECHNICAL DATA:

- ▶ **Filter Type:** No Filtration
- ▶ **Dimensions - H x W x D:** 36.2 x 53.8 x 39.4 in (920 x 1366 x 911 mm)
- ▶ **Net Weight:** 330 lbs (150 kg)
- ▶ **Product Number:** K2751-1

(1) Not suitable for grinding Aluminum, Magnesium, or other explosive materials

The operation of welding fume control equipment is affected by various factors including proper use and positioning of the equipment, maintenance of the equipment and the specific welding procedure and application involved. Worker exposure level should be checked upon installation and periodically thereafter to be certain it is within applicable OSHA PEL and ACGIH TLV limits.

CUSTOMER ASSISTANCE POLICY

The business of The Lincoln Electric Company is manufacturing and selling high quality welding equipment, consumables, and cutting equipment. Our challenge is to meet the needs of our customers and to exceed their expectations. On occasion, purchasers may ask Lincoln Electric for information or advice about their use of our products. Our employees respond to inquiries to the best of their ability based on information provided to them by the customers and the knowledge they may have concerning the application. Our employees, however, are not in a position to verify the information provided or to evaluate the engineering requirements for the particular weldment. Accordingly, Lincoln Electric does not warrant or guarantee or assume any liability with respect to such information or advice. Moreover, the provision of such information or advice does not create, expand, or alter any warranty on our products. Any express or implied warranty that might arise from the information or advice, including any implied warranty of merchantability or any warranty of fitness for any customers' particular purpose is specifically disclaimed.

Lincoln Electric is a responsive manufacturer, but the selection and use of specific products sold by Lincoln Electric is solely within the control of, and remains the sole responsibility of the customer. Many variables beyond the control of Lincoln Electric affect the results obtained in applying these types of fabrication methods and service requirements.

Subject to Change – This information is accurate to the best of our knowledge at the time of printing. Please refer to www.lincolnelectric.com for any updated information.



Automation Solutions

The Lincoln Electric Company Automation Solutions

22221 Saint Clair Avenue
Cleveland, Ohio 44117-2522 USA

(216) 383-2667

WeldFumeControl@LincolnElectric.com
www.LincolnWeldFumeControl.com

www.LincolnElectric.com/Community/Safety