


GENUINE FILTER REPLACEMENT

STEP 1 Select your machine






STEP 2 Identify the filter indicator location and the filter status

STEP 3 Select the appropriate Genuine Filter Replacement

 <p>MINIFLEX® Portable Welding Fume Extractor K3972-3 K2497-18</p>	Top Control Panel	Activated Carbon Filter (optional) [KP2389-1]	LongLife-H Filter [KP2390-1]	Pre-Filter [KP2390-3]	HEPA Filter [KP2390-4]	Filter One-Pak® [KP2390-5]
	Indicator blinks					

 <p>MOBIFLEX® 200-M Welding Fume Extraction K1653-4 K1653-5 K2497-12</p>	Front Control Panel	MERV 14 Filter [KP1673-1]	MERV 16 (HE, Nano) Filter [KP1673-9]	Activated Carbon Filter (optional and fits over main filter) [KP1852-1]	Pre-Filter [KP1673-5]
	Gauge is red while unit is in operation				

 <p>MOBIFLEX® 400-MS Welding Fume Extraction K1741-1 K1741-2 K2497-4</p>	Front Control Panel	MERV 14 Filter [KP1673-2]	MERV 16 (HE, Nano) Filter [KP1673-10]	Pre-Filter [KP1673-6]
	Unable to obtain pressure below 1500 Pa after several cleaning attempts Indicator blinks			

 <p>STATIFLEX® 200-M Weld Fume Extraction Base Unit K1654-4 K1654-5 K1654-6</p>	Front Control Panel	MERV 14 Filter [KP1673-1]	MERV 16 (HE, Nano) Filter [KP1673-9]	Activated Carbon Filter (optional and fits over main filter) [KP1852-1]	Pre-Filter [KP1673-5]
	Gauge is red while unit is in operation				

 <p>STATIFLEX® 400-MS Weld Fume Extraction Base Unit K1742-1 K1742-2</p>	Front Control Panel	MERV 14 Filter [KP1673-2]	MERV 16 (HE, Nano) Filter [KP1673-10]	Pre-Filter [KP1673-6]
	Unable to obtain pressure below 1500 Pa after several cleaning attempts Indicator blinks			


Order replacement filters at weldfumefilters.com



**DOWNFLEX®
100-NF**
Weld Fume
Downdraft Table
K2751-9

Suction performance
is lower than normal

Spark Arrestor - Set of 2
(optional) (KP2752-12)



**DOWNFLEX®
200-M**
Weld Fume
Downdraft Table
K2751-10
K2751-13
K2751-14

Differential pressure
exceeds 1700 Pa

Pre-Spark Arrestor -
Set of 2
(KP4052-1)


Spark Arrestor -
Set of 2
(KP2752-12)

MERV 16 (HE)
Filter -Set of 2
(KP2752-16)

Discharge
Filter
(KP3551-1)

HEPA Filter
(replacement)
(KP2752-14)

Gauge points to red



**DOWNFLEX®
400-MS/A**
Weld Fume
Downdraft Table
K2751-3

Unable to obtain
pressure below 1500
Pa after 5 cleaning
attempts

Pre-Spark Arrestor -
Set of 2
(KP4052-1)


Spark Arrestor -
Set of 2
(KP2752-12)

MERV 16 (HE)
Filter -Set of 2
(KP2752-16)

Discharge
Filter
(KP3551-1)

HEPA Filter
(replacement)
(KP2752-14)

Gauge points to red
and alarm buzzer
sounds



**CIRCULATOR®
OR STATIFLEX®
6000-MS**
Central System

Unable to obtain a
pressure below 8 in
WG or 1600 Pa after
several cleaning
attempts

MERV 14 Filter -
Set of 2
(KP3367-1)

MERV 16 (HE) Filter -
Set of 2
(KP3368-1)

Indicator blinks and
alarm buzzer sounds



**STATIFLEX®
FILTER BANK**
Central System



Unable to obtain
a pressure below
1600 Pa after several
cleaning attempts

MERV 11 Filter
(KP3370-1)

MERV 16 (HE)
Filter
(KP3370-2)

MERV 16
[PTFE] Filter
(KP3370-3)

Indicator light on
cleaning control box



Order replacement filters at weldfumefilters.com




**X-TRACTOR®
1GC**
Portable Welding Fume
Extractor Unit
K652-1
K652-2

Replace after several
cleaning cycles
(cleaning device is
manually operated)

Suction performance
is lower than normal

Filter
(KP2069-1)




**X-TRACTOR®
3A**
Weld Fume Extractor
K3965-1
K3965-2

Replace after several
cleaning cycles

Suction performance
is lower than normal

Filter
(KP2069-1)



**X-TRACTOR®
5A**
Weld Fume Extractor
K3966-1
K3966-2

Replace after several
cleaning cycles

Suction performance
is lower than normal

Filter
(KP2061-1)



**X-TRACTOR®
8A**
Weld Fume Extractor
K3967-1
K3967-2

Replace after several
cleaning cycles

Suction performance
is lower than normal

Filter
(KP3984-1)



Order replacement filters at weldfumefilters.com

The operation of welding fume control equipment is affected by various factors including proper use and positioning of the equipment, maintenance of the equipment and the specific welding procedure and application involved. Worker exposure level should be checked upon installation and periodically thereafter to be certain it is within applicable OSHA PEL and ACGIH TLV limits.

CUSTOMER ASSISTANCE POLICY

The business of The Lincoln Electric Company® is manufacturing and selling high quality welding equipment, consumables, and cutting equipment. Our challenge is to meet the needs of our customers and to exceed their expectations. On occasion, purchasers may ask Lincoln Electric for information or advice about their use of our products. Our employees respond to inquiries to the best of their ability based on information provided to them by the customers and the knowledge they may have concerning the application. Our employees, however, are not in a position to verify the information provided or to evaluate the engineering requirements for the particular weldment. Accordingly, Lincoln Electric does not warrant or guarantee or assume any liability with respect to such information or advice. Moreover, the provision of such information or advice does not create, expand, or alter any warranty on our products. Any express or implied warranty that might arise from the information or advice, including any implied warranty of merchantability or any warranty of fitness for any customers' particular purpose is specifically disclaimed.

Lincoln Electric is a responsive manufacturer, but the selection and use of specific products sold by Lincoln Electric is solely within the control of, and remains the sole responsibility of the customer. Many variables beyond the control of Lincoln Electric affect the results obtained in applying these types of fabrication methods and service requirements.

Subject to Change – This information is accurate to the best of our knowledge at the time of printing. Please refer to www.lincolnelectric.com for any updated information.

The Lincoln Electric Company
22801 St. Clair Avenue · Cleveland, OH · 44117-1199 · U.S.A.
www.lincolnelectric.com