






GENUINE FILTER REPLACEMENT

STEP 1 Select your machine






STEP 2 Identify the filter indicator location and the filter status

STEP 3 Select the appropriate Genuine Filter Replacement

 <p>MINIFLEX® Portable Welding Fume Extractor</p> <p>K3972-3 K2497-18</p>	Top Control Panel	Activated Carbon Filter (optional) [KP2389-1]	LongLife-H Filter [KP2390-1]	Pre-Filter [KP2390-3]	HEPA Filter [KP2390-4]	Filter One-Pak® [KP2390-5]
	Indicator blinks					

 <p>MOBIFLEX® 200-M Welding Fume Extraction</p> <p>K1653-4 K1653-5 K2497-12</p>	Front Control Panel	MERV 14 Filter [KP1673-1]	MERV 16 (HE, Nano) Filter [KP1673-9]	Activated Carbon Filter (optional and fits over main filter) [KP1852-1]	Pre-Filter [KP1673-5]
	Gauge is red while unit is in operation				

 <p>MOBIFLEX® 400-MS Welding Fume Extraction</p> <p>K1741-3 K1741-4 K2497-14</p>	Front Control Panel	MERV 14 Filter [KP1673-2]	MERV 16 (HE, Nano) Filter [KP1673-10]	Pre-Filter [KP1673-6]
	Unable to obtain pressure below 1500 Pa after several cleaning attempts			
Indicator blinks				

 <p>STATIFLEX® 200-M Weld Fume Extraction Base Unit</p> <p>K1654-4 K1654-5 K1654-6</p>	Front Control Panel	MERV 14 Filter [KP1673-1]	MERV 16 (HE, Nano) Filter [KP1673-9]	Activated Carbon Filter (optional and fits over main filter) [KP1852-1]	Pre-Filter [KP1673-5]
	Gauge is red while unit is in operation				

 <p>STATIFLEX® 400-MS Weld Fume Extraction Base Unit</p> <p>K1742-1 K1742-2</p>	Front Control Panel	MERV 14 Filter [KP1673-2]	MERV 16 (HE, Nano) Filter [KP1673-10]	Pre-Filter [KP1673-6]
	Unable to obtain pressure below 1500 Pa after several cleaning attempts			
Indicator blinks				

Order replacement filters at weldfumefilters.com

	<p>DOWNFLEX® 100-NF Weld Fume Downdraft Table K2751-9</p>	<p>Suction performance is lower than normal</p>	<p>Spark Arrestor - Set of 2 (optional) (KP2752-12)</p>	
---	--	---	---	---

	<p>DOWNFLEX® 200-M Weld Fume Downdraft Table K2751-10 K2751-13 K2751-14</p>	<p>Differential pressure exceeds 1700 Pa</p>	<p>Gauge points to red</p>	<p>Pre-Spark Arrestor - Set of 2 (KP4052-1)</p>	<p>Spark Arrestor - Set of 2 (KP2752-12)</p>	<p>MERV 16 (HE) Filter - Set of 2 (KP2752-16)</p>	<p>Discharge Filter (KP3551-1)</p>	<p>HEPA Filter⁽¹⁾ (KP2752-14)</p>	<p>Plasma Cutting Prefilter⁽²⁾ - Set of 2 (KP2752-17)</p>						
---	--	--	----------------------------	---	--	---	------------------------------------	--	--	---	---	--	---	---	---

	<p>DOWNFLEX® 400-MS/A Weld Fume Downdraft Table K2751-11 K2751-15 K2751-16</p>	<p>Unable to obtain pressure below 1500 Pa after 5 cleaning attempts</p>	<p>Gauge points to red and alarm buzzer sounds</p>	<p>Pre-Spark Arrestor - Set of 2 (KP4052-1)</p>	<p>Spark Arrestor - Set of 2 (KP2752-12)</p>	<p>MERV 16 (HE) Filter - Set of 2 (KP2752-16)</p>	<p>Discharge Filter (KP3551-1)</p>	<p>HEPA Filter⁽¹⁾ (KP2752-14)</p>	<p>Plasma Cutting Prefilter⁽²⁾ - Set of 2 (KP2752-17)</p>						
---	---	--	--	---	--	---	------------------------------------	--	--	---	---	--	---	---	---

	<p>CIRCULATOR® OR STATIFLEX® 6000-MS Central System</p>	<p>Unable to obtain a pressure below 8 in WG or 1600 Pa after several cleaning attempts</p>	<p>Indicator blinks and alarm buzzer sounds</p>	<p>MERV 14 Filter - Set of 2 (KP3367-1)</p>	<p>MERV 16 (HE) Filter - Set of 2 (KP3368-1)</p>		
--	--	---	---	---	--	---	--

	<p>STATIFLEX® FILTER BANK OR STATIFLEX® COMPLETE Central System</p>	<p>Unable to obtain a pressure below 1600 Pa after several cleaning attempts</p>	<p>Indicator light on cleaning control box</p>	<p>MERV 11 Filter (KP3370-1)</p>	<p>MERV 16 (HE) Filter (KP3370-2)</p>	<p>MERV 16 (PTFE) Filter (KP3370-3)</p>			
---	--	--	--	----------------------------------	---------------------------------------	---	---	--	---

Order replacement filters at weldfumefilters.com

⁽¹⁾ For DownFlex tables equipped with optional HEPA Filter Kit (K2752-1)
⁽²⁾ For DownFlex tables equipped with optional Plasma Cutting Grid (K2752-2)




**X-TRACTOR®
1GC**
Portable Welding Fume
Extractor Unit
K652-1
K652-2

Replace after several
cleaning cycles
(cleaning device is
manually operated)

Suction performance
is lower than normal

Filter
(KP2069-1)




**X-TRACTOR®
3A**
Weld Fume Extractor
K3965-1
K3965-2

Replace after several
cleaning cycles

Suction performance
is lower than normal

Filter
(KP2069-1)



**X-TRACTOR®
5A**
Weld Fume Extractor
K3966-1
K3966-2

Replace after several
cleaning cycles

Suction performance
is lower than normal

Filter
(KP2061-1)



**X-TRACTOR®
8A**
Weld Fume Extractor
K3967-1
K3967-2

Replace after several
cleaning cycles

Suction performance
is lower than normal

Filter
(KP3984-1)



Order replacement filters at weldfumefilters.com

The operation of welding fume control equipment is affected by various factors including proper use and positioning of the equipment, maintenance of the equipment and the specific welding procedure and application involved. Worker exposure level should be checked upon installation and periodically thereafter to be certain it is within applicable OSHA PEL and ACGIH TLV limits.

CUSTOMER ASSISTANCE POLICY

The business of The Lincoln Electric Company® is manufacturing and selling high quality welding equipment, consumables, and cutting equipment. Our challenge is to meet the needs of our customers and to exceed their expectations. On occasion, purchasers may ask Lincoln Electric for information or advice about their use of our products. Our employees respond to inquiries to the best of their ability based on information provided to them by the customers and the knowledge they may have concerning the application. Our employees, however, are not in a position to verify the information provided or to evaluate the engineering requirements for the particular weldment. Accordingly, Lincoln Electric does not warrant or guarantee or assume any liability with respect to such information or advice. Moreover, the provision of such information or advice does not create, expand, or alter any warranty on our products. Any express or implied warranty that might arise from the information or advice, including any implied warranty of merchantability or any warranty of fitness for any customers' particular purpose is specifically disclaimed.

Lincoln Electric is a responsive manufacturer, but the selection and use of specific products sold by Lincoln Electric is solely within the control of, and remains the sole responsibility of the customer. Many variables beyond the control of Lincoln Electric affect the results obtained in applying these types of fabrication methods and service requirements.

Subject to Change – This information is accurate to the best of our knowledge at the time of printing. Please refer to www.lincolnelectric.com for any updated information.

The Lincoln Electric Company
22801 St. Clair Avenue · Cleveland, OH · 44117-1199 · U.S.A.
www.lincolnelectric.com